




Logo Here

Job # XXXXXX
Cust # XXXX-XC

LL2035 - Aspen Bamboo Pen / Stylus: Natural/Silver, Natural/Gunmetal

Pad Print  PMS XXXc

CMYK Direct Digital 

Laser Engrave 

IMPORTANT

As bamboo is a natural material with irregular grain patterns & colour, variances will occur when laser engraving.



Pad/Laser
Print Area: 60mmL x 7mmH
Actual print size: xxmmL x xxmmH

Digital
Print Area: 70mmL x 7mmH
Actual print size: xxmmL x xxmmH

Finished print area - Pad Print 
Finished print area - Digital Print 

INTERNAL USE ONLY **INT:** _____ Rpt SO: _____ Rpt Pte: _____ New Pte: _____ **QC:** _____ Q: _____ S: _____ E: _____ R: _____ PHOTO Int: _____

Prep: _____ Prt Int: _____ Info: _____ U/P Int: _____ R/P Int: _____ FS STK: _____

Ctns: _____ Wt(kgs): _____ D: _____ Ctns: _____ Wt(kgs): _____ D: _____ **Total Ctns:** _____ **Total wt (kgs)** _____


Logo Here

Job # XXXXXX
Cust # XXXX-XC

LL2035 - Aspen Bamboo Pen / Stylus: Natural/Silver, Natural/Gunmetal + Cardboard Sleeve: Black, Natural, White

Pad Print  PMS XXXc


CMYK Direct Digital 


Laser Engrave 

IMPORTANT

As bamboo is a natural material with irregular grain patterns & colour, variances will occur when laser engraving.

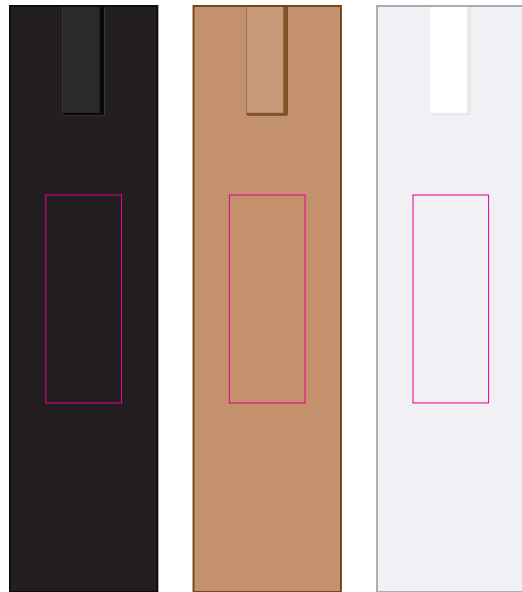
Pad Print  PMS XXXc

Cardboard Pouch to be supplied in bulk 

Cardboard Pouch with pens packed inside 



BELOW IS 50% OF ACTUAL SIZE



Pad/Laser - Pen

Print Area: 60mmL x 7mmH
Actual print size: xxmmL x xxmmH

Digital - Pen

Print Area: 70mmL x 7mmH
Actual print size: xxmmL x xxmmH

Pad - Sleeve

Print Area: 20mmL x 55mmH
Actual print size: xxmmL x xxmmH

Finished print area - Pad Print 
Finished print area - Digital Print 



Finished print area 

INTERNAL USE ONLY INT: _____ Rpt SO: _____ Rpt Pte: _____ New Pte: _____ QC: _____ Q: _____ S: _____ E: _____ R: _____ PHOTO Int: _____
Prep: _____ Prt Int: _____ Info: _____ U/P Int: _____ R/P Int: _____ FS STK: _____
Ctns: _____ Wt(kgs): _____ D: _____ Ctns: _____ Wt(kgs): _____ D: _____ Total Ctns: _____ Total wt (kgs) _____

Pad Print



PMS
XXXc



Pad - Sleeve

Print Area: 20mmL x 55mmH

Actual print size: xxmmL x xxmmH

Finished print area

